

# SM84A-164A VIDEO MATRIX



- Video programming "On Screen Menu"
- 8-16 video inputs
- 4 video outputs
- Remote control by max 4 operators
- Telemetry line
- Controllable by PC
- Privacy video-masking function

The SM84/SM164A matrix is a microprocessor remote-controlled video matrix which allows the video switching of 8-16 cameras on 4 outputs.

The "On Screen" programming can be done in four languages. A programmable password ensures protection from improper use of the matrix.

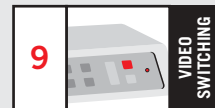
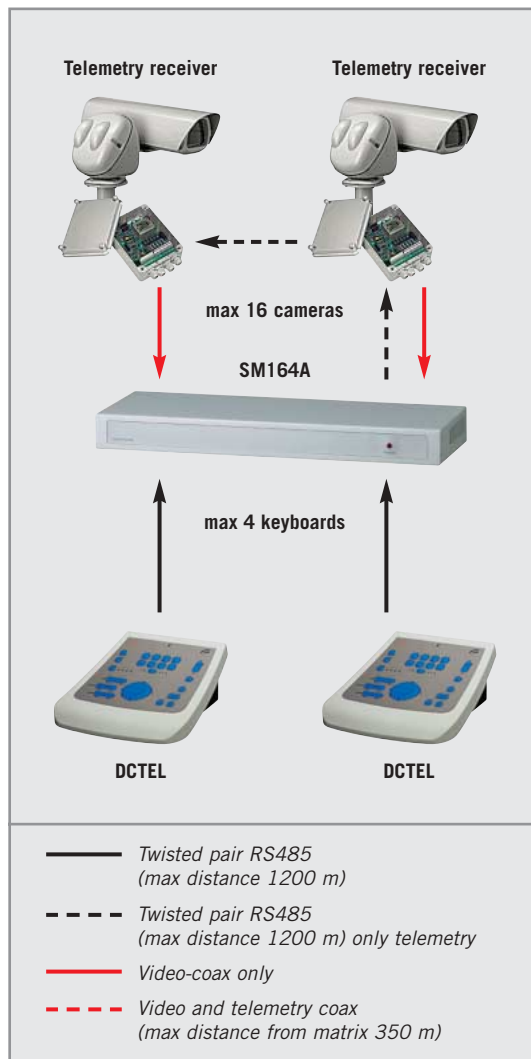
The switching is controlled by a maximum of 4 remote keyboards in RS485.

The keyboards, remote up to maximum distance of 1200 m (3900 ft), allows the video switching and matrix set-up, in four languages, on screen and telemetry control through the same matrix.

8-16 alarm contacts can be associated with the corresponding video inputs. In case of alarm, the alarmed video input can be displayed on the video output. The alarm contacts are independent and configured as Normally Open (NO) or Normally Closed (NC). The reset of an alarm situation is performed through keyboard, external contact or time-out.

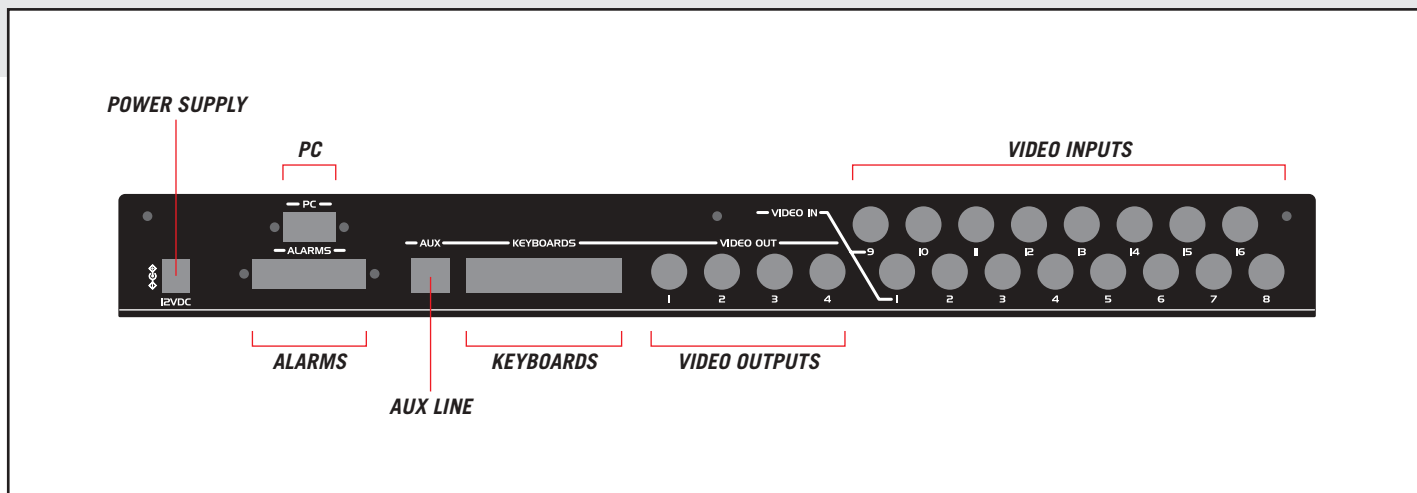
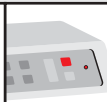
The telemetry control can be performed on coax cable on the 8-16 video inputs and on the RS485 serial output. The same RS485 output allows the control of the multiplexer SP16C.

Furthermore, it is possible to control the video switching by a VCR trigger signal.



## MODELS

<b>SM84A</b>	8-input and 4-output video matrix
<b>SMEX8</b>	Expansion 8 inputs board for SM84A
<b>SM164A</b>	16-input and 4-output video matrix



## TECHNICAL DATA

### GENERAL

- Max 8-16 cameras
- Max 4 remote keyboards
- On screen display video programming
- Menu in four languages (Italian, English, French and German)
- Different switching sequences for each output video
- Identification texts for each output
- Date and time management
- Types of alarm reset: manual from keyboard, external, timed automatically
- Completely configurable alarm input for each 8-16 video input
- VCR trigger management
- Alarm condition warning buzzer
- Relay can be activated by each alarm
- Video signal masking on fixed camera for privacy purposes
- Input 75 Ohm load disconnectable
- Supplied with: instruction manual, wide range power supply, 3 power cables, 2 RJ11 telephone cables, 2 jack shunt boxes RJ11, 1 DB25 connector

### MECHANICAL

- Metal enclosure
- Painted with epoxypolyester powder RAL7036
- Dimensions: Rack 19", 1U
- 1 connector 25-pole
- 4 connectors RJ11
- 1 connector RJ11
- Power supply jack connector
- Female connector DB9
- 4 BNC video outputs
- 8/16 BNC video inputs

### ELECTRICAL

- Power supply input: 100-240V 47/63Hz
- Power supply output: 12VDC 1A
- Power consumption: 15W
- Video: 8/16 inputs 75Ohm 1Vpp; 4 outputs 75 Ohm 1 Vpp
- Bandwidth: > 6MHz
- Lower cut-off frequency: (-3dB): 9Hz
- Signal/noise ratio: >48dB@5.5MHz
- Relay contact: 50 V~ 0,3A

### COMMUNICATIONS

- Telemetry transmission on coax cable of the 8-16 video inputs from a max distance of 350 m (1150 ft)
- Telemetry or data transmission on serial output RS485 from a max distance of 1200 m (3900 ft)
- Four serial inputs RS485 for the reception of data from max 4 remote keyboards from a max distance of 1200 m (3900 ft)
- Serial input RS232 for firmware update and PC control from a max distance of 15 m (49 ft)

### RELATED PRODUCTS

- DCBD, DCTEL, DCIR, DCK, DCJ, DCT keyboards
- Control on serial output RS485:  
Multiplexer: SP16C  
Telemetry receivers: DTRXDC, DTRX3, DTMRX2, MICRODEC485
- Control on coax cable on 8-16 video inputs of Videotec telemetry receivers DTRX3+DTCOAX and DTMRX2

*Retrofit on discontinued products; contact Videotec for further specifications.*

### INTERFACE WITH OTHER PRODUCTS:

- Direct control or through matrix series SM of multiplexer Javelin/Hitron colour or B/W
- Protocol Pelco D direct mode

*Hitron, Javelin and Pelco are registered trademarks.*

*Because SM84A-SM164A may be interfaced with equipment not manufactured by Videotec, it is possible that the interface protocols have changed or are in a different configuration from earlier tested units from us. Because Videotec recommends a bench test prior to installation, Videotec will not be liable for any installation costs or lost revenues in the event a compatibility problem will occur.*

### ENVIRONMENT

- Indoor
- Operating temperature: 0°-45°C (32°-113°F)

### COMPLIANCE TO

- CE in compliance with EN50081-1, EN50130-4, EN60950, EN55022 Class B
- FCC in compliance with Part. 15 Class B



**Unit Weight (kg / lb):**  
SM164A: 2,6 / 5,7

**Package Weight (kg / lb):**  
SM164A: 2,9 / 6,4

**Package Dimensions (cm / in):**  
SM164A: 6,5x21,5x52 / 2,5x8,4x2

**Master Carton (units):**  
SM164A: